

Murder Mystery Game for 8-16 players, 8M, 8F.

My Mystery Party. Copyright © 2007 mymysteryparty.com All rights reserved. Worldwide copyright laws and conventions protect all mymysteryparty.com printed materials. This document may not be reproduced or transmitted in any form or by any means, electronic or mechanical, including photocopying, recording, scanning or by any information storage and retrieval system without express written consent from mymysteryparty.com. The buyer has purchased this as a single use game and is hereby entitled to use these materials for one event only in a private setting. The buyer shall purchase Multi-Use licenses from mymysteryparty.com in the event this game is to be utilized for multiple events in any setting (commercial venue, private home, etc.).

DISCLAIMER: Because we have no control over the application and production of this game, mymysteryparty.com cannot guarantee results and will not be responsible for any personal injury, death and/or loss to participants. No use of this production other than the stated entertainment use is implied or intended. Such use is the sole responsibility of the user. The subject matter contained here is fiction and is intended purely for entertainment. The names and actions carried out by the characters are not intended to represent or imply the behavior of any person, living or dead. Any likenesses to real persons or events are purely coincidental.

TABLE OF CONTENTS

List of characters	2
Host instructions	4
Example Time Line	9
Guest Instructions	10
Optional Pregame Starter Cards	11
Round One Clue Cards	15
Round Two Clue Cards (do not view if you wish to keep the surprise)	20
Appolonia's Announcement for Round Two	24
Victim Sign	24
Investigation Sheets	25
Round Two: Fingerprint Challenge	41
Round Three Solution Cards (do not view if you wish to keep the surprise)	43
Name Tags	47
Bonus Games	49
Menu Suggestions	53
Answer Key (do not view if you wish to keep the surprise)	56-57
More information (does not need to be printed)	58

SYNOPSIS

THIS OUTLINES THE FLOW OF THE PARTY EVENTS

Guests received their invitations to a dinner party in honor of the Golden Grove Historical Society at the Cadbury Mansion.

Most had never been invited to such an event, but they put on their best dinner party attire and arrived in style at the mansion. The attendees were greeted with delectable appetizers and kicked off a fun time with ghostly ice-breaking trivia questions. After mingling about and catching up on the town's events, some guests realized they had sordid pasts together.

Dinner was served, which served as a much-needed distraction for the mayhem that was brewing.

Seconds after forks were down, a victim was claimed! The guests had to rally together to figure out whodunit before the murderer could strike again. They endured an intriguing fingerprint challenge and relieved their stress with another fun party game. Believing they had the murder solved, the guests took turns accusing who they believed was the murderer.

Then, over hot chocolate and dessert, the murderer confessed! The guests were astonished, but overall the night was a complete success... *murder and all.*

LIST OF CHARACTERS

CHARACTER	BIO	SUGGESTED ATTIRE
<p>Victoria Anne Cadbury <i>Heiress of the Cadbury Estate</i> REQUIRED Female</p>	<p>The beautiful Victoria Anne Cadbury is the prim and proper heiress of the Cadbury Estate. Victoria has a slightly mysterious quality, but is a gracious and welcoming hostess.</p>	<p><i>Elegant Victorian dress. Hair in an intricate up-do style.</i></p>
<p>Dustin Prince <i>Forensic Investigator at the Golden Grove Crime Lab</i> REQUIRED Male</p>	<p>Dustin Prince is a charismatic gentleman. He's ideal in every way – someone you'd love to take home to meet your parents. But behind the scenes, he's a lazy couch potato with an outrageous lack of etiquette! Ladies, this is one 'gift' you don't want to open!</p>	<p><i>CSI outfit. Fingerprint brush and powder as an optional prop.</i></p>
<p>Helmsley Grantington <i>Butler of the Cadbury Mansion</i> REQUIRED Male</p>	<p>Next to <i>sarcasm</i> in the dictionary, Helmsley Grantington's picture is plastered next to the description. Helmsley is the self-loving butler with a notorious problem of over-exaggeration.</p>	<p><i>Butler's uniform. A serving tray as an optional prop.</i></p>
<p>Chance Luminol <i>Director of the Golden Grove Crime Lab</i> REQUIRED Male</p>	<p>Chance Luminol, a famous forensic scientist from New York City, is new to Golden Grove. Chance recently accepted a position as the director of the crime lab. <i>Egotistical</i> sums up this celebrity doc in one word.</p>	<p><i>Forensic investigator uniform. Any type of scientific equipment (i.e. test tubes, etc.) as optional props.</i></p>
<p>George Thomas Cadbury, III <i>Son of Victoria Anne Cadbury</i> REQUIRED Male</p>	<p>George Thomas Cadbury is the son of Victoria Anne Cadbury. Known as the strong and silent backbone of the Cadbury family, this high society gent is the one to ask if you need anything from the Cadburys.</p>	<p><i>Cutaway knee length frock coat, bowler hat and high collar with bow tie. A monocle as an optional prop.</i></p>
<p>Sara Aupare <i>Nanny of the Cadbury Children</i> REQUIRED Female</p>	<p>Sara Aupare is the demure caretaker of the Cadbury children. She has been a faithful and devoted nursemaid to the Cadbury family for many years.</p>	<p><i>Conservative long dress. A stocked diaper bag as an optional prop.</i></p>
<p>Appolonia Spectrals <i>Paranormal Investigator at Golden University</i> REQUIRED Female</p>	<p>Appolonia Spectrals is the mysterious paranormal investigator. Given her field of choice, Appolonia has a rather unpredictable pattern of behavior. She's a young and broke graduate student at Golden University.</p>	<p><i>Strange clothing. Any type of strange 'measuring devices' (can be made out of cardboard) as optional props.</i></p>

<p>Tracy Fibers Forensic Lab Tech at the Golden Grove Crime Lab REQUIRED Female</p>	<p>Ms. Tracy Fibers is the leading trace evidence technician in the field of forensic science. She is talkative and goes on wild, random tangents during conversations. Her chattiness is probably caused by hanging out with microscopes more than people.</p>	<p><i>Lab coat with glasses and forceps and baggies as optional props.</i></p>
<p>Elizabeth Cadbury Wife of George Cadbury, III OPTIONAL FEMALE</p>	<p>Elizabeth Cadbury is the daughter-in-law of Victoria Anne Cadbury and wife of George Cadbury, III. She has led a pampered life and is easily incensed if she doesn't get her way.</p>	<p><i>Elegant Victorian dress. Hair in an intricate up-do style.</i></p>
<p>Miss Beatrice Marmson Teacher at Golden Grove Elementary School OPTIONAL FEMALE</p>	<p>Miss Beatrice Marmson is the no-nonsense school teacher at Golden Grove Elementary. She teaches a strict curriculum in her kindergarten class and doesn't put up with a shred of nonsense in the classroom. She lives in a bungalow on the Cadbury property.</p>	<p><i>Conservative long dress. An apple and a ruler as optional props.</i></p>
<p>Sheriff Andrew Fife Sheriff of Golden Grove County OPTIONAL MALE</p>	<p>You would never guess that such a meager self-questioning man could be the sheriff of Golden Grove! Sheriff Andrew Fife is a kind hearted gentleman, but with a self-esteem approaching absolute zero! He is very close with the Cadbury family and is often seen around the Cadbury mansion.</p>	<p><i>Sheriff's uniform. Sheriff's badge and toy gun as a prop.</i></p>
<p>Watson Sherlock Homicide Detective of Golden Grove Police Department OPTIONAL MALE</p>	<p>Watson Sherlock is a tiger at the scene of a crime, but in real life, he's a pushover. He's a shy wallflower, but his British accent is more than enough to win over the ladies.</p>	<p><i>Detective clothing. A magnifying glass and notepad as optional props.</i></p>
<p>Dr. Newton Albert Physics Professor at Golden University OPTIONAL MALE</p>	<p>Dr. Newton Albert is an outstanding member of the high IQ society – <i>Minas International</i>. He is the leading researcher in the field of the quantum effects of ESP and telekinesis. He is out to prove that a human mind is a much more powerful organ than previously believed.</p>	<p><i>A nerdy professor outfit with unkempt hair. Optional props are pocket protectors filled with pens, taped glasses, and physics journal articles sticking out of the pockets.</i></p>
<p>Ima Gudsweeper Chambermaid of the Cadbury Mansion OPTIONAL FEMALE</p>	<p>Ima Gudsweeper is a woman of many personalities. Some say she suffers from a severe case of schizophrenia, but insiders say her multiple personalities are due to boredom and loneliness from her position of chambermaid at the Cadbury mansion.</p>	<p><i>Maid uniform. A feather duster as an optional prop.</i></p>
<p>Tele N. Ewe Investigative Field Reporter for CBC News OPTIONAL FEMALE</p>	<p>Tele N. Ewe is always on top of the latest story... sometimes before they even happen! She's an ultra-ambitious investigative reporter for the CBC television station and will stop at nothing to get the scoop.</p>	<p><i>Business casual attire for a reporter. A microphone (real/fake) and / or a notepad and pen as additional props.</i></p>

<p>Cooper Anderson</p> <p><i>Investigative Field Reporter for RBC News</i></p> <p>OPTIONAL MALE</p>	<p>Cooper Anderson is the ruthless investigative field reporter for RBC News. He will do absolutely anything to get the story before the competition.</p>	<p><i>Business casual attire for a reporter. A microphone (real/fake) and / or a notepad and pen as additional props.</i></p>
--	---	---

FULL INSTRUCTIONS ARE INCLUDED IN THE PURCHASED GAME

SAMPLE

HOST INSTRUCTIONS

Get ready for a spooky time with the 'MURDER AT THE OLD CADBURY MANSION' game from My Mystery Party! This light-hearted game is a moderate sleuthing mystery where the players will act out a fun character while they solve the entertaining and slightly challenging mystery with a fun twist at the end! The party can be a huge success as long as you and your guests relax and let the mystery unravel during each round.

This document needs to be printed in advance of the party. Cut out the clues and slip them into envelopes labeled with the appropriate round and character for each round of the party. It is optimal to choose different colored envelopes for each round. We offer envelope packs with four different colors for sale on the *My Mystery Party* website in the Party Props section (aka: Prop Emporium). A more economical method is to scroll the clue cards and secure with a ribbon—we show you how to do this on our *How to Host* video: <http://mymysteryparty.com/videos> The how to host and how to plan videos on this page walk you through step by step how to host & plan a mystery party!

Make sure to read these host instructions prior to the party to ensure you have everything in place for the big day! Please note - the instructions for each round do not disclose who the murderer is, but do not read or even look at (because you may read by accident) the Round Three cards if you want to keep the murderer a surprise. (The victim is disclosed in the Round Two clue cards, so don't look at those, either.) Have someone else prepare round two and three if you absolutely don't want to know who the victim or murderer are, or.....see below....

UPGRADE TO A PARTY READY PACK: For a complete surprise, you can elect to upgrade this download to the pre-printed 'party ready' party pack. The upgrade is located in the Party Ready Pack Section and says [Upgrade Your Download](#) This option will include the clues in labeled envelopes and the rest of prepared game documents –'ready to go' (this is an additional charge since we utilize our paper, ink, envelopes, labor, etc.). This upgrade removes the original price of the download and charges you the difference between the party ready pack and download version of the game. For example, if an example Party Ready Pack is \$150, and you purchased the download for \$50, the upgrade would cost \$100—thereby removing the price you have already paid for the game. Let our staff take care of preparing this kit for you! This mystery comes with 16 written characters. Only 8 of these characters are required with the other 8+ being optional characters. If you do not have guests for these 8 characters, simply omit the clues of these guests.

FULL INSTRUCTIONS ARE INCLUDED IN THE PURCHASED GAME

THE HOST SHOULD PLAY A CHARACTER: The game essentially runs itself once you pass out the round one cards. The only other thing you need to do is pass out the remaining round cards at the right. For that reason – we encourage our hosts to play along!

EXPANDABLE TEAMS: The reporter players can be expanded into a team of up to 15 players each. Simply invite them all to the roles of either Cooper Anderson or Tele N. Ewe and have them elect a team leader to play the role of the character. The rest will have supporting roles as their news crew and will play just like everybody else in the game, but with the information on their team leaders' cards. They are members of the news crew and will support their team leader no matter what during the game.

For more information on how to host, here are some helpful videos and articles for you to view (click on the following links)

If the links aren't working for you, go to our front page of www.MyMysteryParty.com and scroll to the middle of the page to view them:

- [How to Host a Murder Mystery Party Instructional Video](#)
- [How to Plan a Murder Mystery Party Instructional Video](#)
- [How to Host in Ten Easy Steps Article \(in our blog\)](#)
- [How to Host a Phenomenal Event Article \(in our blog\)](#)

THE GAME IS ORGANIZED INTO FOUR ROUNDS AND IS STRUCTURED AS FOLLOWS:

OPTIONAL PRE-GAME STARTERS: these optional pre-game cards are to be delivered to each guest before the party or give them to the guests as they arrive. You'll need to input your guests' contact information on these cards before handing them out. All pre-game materials are optional and do not alter the mystery and are intended to enhance the pre-game build up for the event. These tasks are not vital to solving the mystery and omission of them does not alter the mystery in any way. However, we strongly encourage you to implement this round, as it will prepare your guests for your mystery game.

ROUND ONE: Deliver these clues as your guests arrive. You can serve appetizers and cocktails for adults.

ROUND TWO: Deliver these clues while you serve dinner (optional) to your guests.

SOLUTION ROUND THREE: Deliver these clues with coffee/hot cocoa and dessert (again, it's optional to serve dessert)

Note: you do NOT have to serve dinner/dessert, this is only suggested and the instructions tell you 'when' to serve it and what to do around the time you serve it. You can simply skip both without a problem and just serve snacks/appetizers the entire time. However, please don't have a party without offering some type of food—even if it's just snacks. Hungry guests are unhappy guests!

For further questions, check out our FAQ web page at <http://mymysteryparty.com/how-to-host-faq/>

If your question is not listed in our FAQ, contact us at the email addresses below.

Mystery Questions: author@mymysteryparty.com

Web based Questions: support@mymysteryparty.com

OPTIONAL PRE-GAME STARTER

INVITING GUESTS: Before the party, encourage your guests to view the Your Mystery Party — YourMysteryParty.com/Cadbury guest website and use the free printable My Mystery Party invitations as they have the character descriptions included. This way, before the party, they can get familiar with the other characters that will be at the party, watch the game trailer, and more! There are also hidden/subtle hints about characters throughout the page so those guests who choose to be 'super sleuths' can spend some time studying the Your Mystery Party site prior to the party.

The free invitations are located on the game page where you purchased this game at:

<http://mymysteryparty.com/cadbury-mansion-murder-mystery-game/> Scroll down to the helpful links section and click on the link that says free, printable invitation. Save to your hard drive. Reopen with the most current version of Adobe Reader and fill in the text fields. Save one for each player and either send as an attachment in an email or print and send to your guests via snail mail.

FULL INSTRUCTIONS ARE INCLUDED IN THE PURCHASED GAME

ROUND ONE – GET THE PARTY STARTED!

DÉCOR: Create an eerie ambiance by using spider webs, LED lighting on candelabras, etc.! Also, take a look at our [Pinterest Page \(MyMysteryParty\)](#) for some DIY options.

GUEST ARRIVAL: Appetizers can be served (optional-cocktails for legal-aged adults). The guests' instructions and the character descriptions should be available for the guests to review. Formally go over the instructions once everyone arrives. Have the prepared round cards handy, as you'll be passing them out at the correct times to progress the game. As an alternative, creatively display the clue-containing envelopes on a table for the guests to locate their own character names but don't allow them to take clue cards from future rounds! Don't forget to take both individual pictures of your guests and a group picture once everyone arrives - they'll all want copies of these! A great party souvenir is to print these pictures during the party on photo paper and slip into creatively designed frames (you can make them out of cardboard or purchase actual frames).

BONUS ACTIVITIES: at any time during your party, you can insert a bonus activity (see bonus activity instructions for more details). You can play before, during or after any round. The key to keeping the mystery momentum is to tell the guests to remain in their character at all times. Breaking character will disrupt the flow of the mystery game's story line, so it is very important. Bonus activities provide a temporary distraction and keep the energy level high and excitement flowing. Even if you think your guests aren't the party game types, you should at least try to play one—you'll be surprised how much they get into it and have a blast.

FULL INSTRUCTIONS ARE INCLUDED IN THE PURCHASED GAME

ROUND TWO – WATCH YOUR BACK!

FULL INSTRUCTIONS ARE INCLUDED IN THE PURCHASED GAME

CONCLUSION OF THE ROUND: At the conclusion of this round, give the guests a time period (i.e. ~5 minutes) in which to fill in their final guesses as to whodunit on the 'Mystery Investigation Sheet'. Collect the guess sheets from your guests at the conclusion of this round.

You collect the investigation sheets so the guests are not tempted to change their original guesses of whodunit once they hear what others have to say during the accusation round. If you trust your guests won't change their answers &/or there is no pride or end of the game prizes on the line – there's no need to collect the mystery investigation sheets from your guests. If you want to narrow it down to 'one winner,' simply give the winning title to the person who turns in the first correct guess of whodunit. It would be best not to let the guests know you are doing this, or you'll have a bunch of rushed guesses and they will skip much needed sleuthing.

FULL INSTRUCTIONS ARE INCLUDED IN THE PURCHASED GAME

ROUND THREE – THE BIG REVEAL

OPTIONAL ACCUSATIONS: after you collect the mystery investigation sheets, allow the guests to one-by-one accuse who they believe the murderer is and how they did it. Instruct them to also tell the group their guess of the murderer's motive. If you are having an awards ceremony using the [awards certificates](#) available for purchase on the My Mystery Party site in the mystery props section, you can use this round as the final decision maker on the best actor/actress award.

FULL INSTRUCTIONS ARE INCLUDED IN THE PURCHASED GAME

OPTIONAL AWARD CEREMONY: After the mystery is finished and the murderer has confessed, you can host an optional award ceremony. My Mystery Party has many award certificates that you can instantly download, or we can print them for you and ship them to you – your choice! You can also purchase trophies, plaques, ribbons, etc. to award your guests with – the sky is the limit! It will be up to you who will receive each award. Many people may guess the murderer correctly, but you can 'secretly' determine the winner by whoever turns in their guess first. Again, as stated above: don't tell them you're doing this, however, or you'll have a bunch of rushed guesses! You want your guests to sleuth and have fun.

EXAMPLE TIME LINE

The game can be shortened by excluding the optional activities, or lengthened by adding more bonus games.

7:00 PM: Guests arrive, have their pictures made (optional) and receive a refreshment / cocktail for adults. The guests will view the guest instructions and character list while they wait for everybody to arrive. The host should build in at least a 10 minute cushion for guests to arrive late. Hey, it happens.

7:10 PM: The **host reads the guest instructions** to the group. It is optional to have each guest introduce their character in front of the group. Play the video game trailer on Your Mystery Party for your game &/or read the game synopsis from Your Mystery Party to the group to give the premise.

7:20 PM: The **Round One envelopes** are handed out and the game begins. The guests mingle and reveal the clues on their clue cards. It's just like a normal party, but the guests remain in character and gossip about each other's characters. The motives & story lines will start to unveil.

7:50 PM: An **optional bonus game is played**. Bonus activities keep the energy flowing and the guests have a blast. They are optional, but highly suggested. The players must remain in character.

8:05 PM: **Optional to serve dinner**. Dinner can be sit down or buffet – or even as simple as a pizza that's delivered! You can also just serve appetizers/snacks during the party.

8:35 PM: The **Round Two envelopes are handed out** to the guests and pre-murder clues are discussed.

8:55 PM: The victim becomes the victim and the host passes out the investigation sheets to the players. The guests interrogate each other to determine whodunit. The full story is in the player clue cards, but the guests will have to be skilled at asking the right questions of each other, etc.

9:10 PM: The **fingerprint challenge is implemented**.

9:15 PM: The host gives a 5 minute (or 10 min.) warning s/he is going to collect the investigation sheets.

9:25 PM: **Optional accusation round** – the guests can take turns formally accusing who they think did it, and why. You'll be surprised at how everybody's inner actor will surface during this activity.

9:35 PM: Dessert and coffee (**optional**) are served and the **Round Three envelopes are handed out** to the guests. The guests sit in a circle and one-by-one, the solutions are revealed by each of the guests and the murderer will confess at the conclusion of the round. The murderer is notified in their round three solution card that they are the murderer. They will not know or have any advantage over anybody of knowing whodunit before this round.

9:50 PM: An **optional bonus game is played**.

10:10 PM: An **optional award ceremony**. My Mystery Party has award certificates of all kinds that you can choose from in the [Prop Emporium](#). The host can determine who receives the awards while the bonus game is being played. Some awards are traditional and some are snarky but hilarious!

10:30 PM: Game over!

Please don't forget to share your pics on our Facebook page (My Mystery Party) to receive a discount on your next party!

HELPFUL HINTS ON HOW TO PLAY A MYSTERY PARTY

QUEST INSTRUCTIONS

You've been assigned a character and you've come to the party dressed in the most awesome costume and have been told to play your role. Now what?

The mystery is separated into three main rounds of party play. During the party, you will receive an envelope that contains the clues necessary for your character for the round. The clues for the characters at the party provide everything that you need to solve the mystery. However, during the investigation segment of the game, you will need to ask the right questions and pay close attention to everyone's clues to get the whole picture of what has happened.

FULL INSTRUCTIONS ARE INCLUDED IN THE PURCHASED GAME

you are the guilty party by the end of Round Two – by all means, accuse yourself!

From this point forward, you are to remain in character until the mystery is solved. If you are playing an obnoxious horse groomer riddled with scandals—that is who you are until the end! Undoubtedly, your host cast you into a character that you are comfortable playing. Some characters are designed to be played more reserved than other characters. Feel free to play your role in any manner that you feel comfortable. Embellish your character's personality if you would like. However, if you are feeling more reserved tonight, you can opt to allow the other guests to approach you or you can simply listen in on others' conversations to get your information.

OPTIONAL PRE-GAME STARTER: the following starters are to be cut out and put into envelopes and labeled with the appropriate character and round. Fill in your guests' contact information and write 'disregard this task' on any contact info blank of an optional player not in your game.

**EACH PLAYER HAS A
PREGAME TASK CARD
(OPTIONAL TO PLAY).**

**CHARACTER NAMES ARE
REMOVED TO MINIMIZE
SPOILERS, BUT DO NOT
READ IF YOU WANT THE
STORY LINES TO REMAIN A
SURPRISE →**

CHARACTER D- PRE-GAME TASKS

THE FOLLOWING ARE YOUR PRE-GAME TASKS:

Contact Character I and say you had plans for the night of that socialite dinner party at the Cadbury Mansion, but you'll do your best to rearrange your schedule. No guarantees, however.

Contact Info: _____

Contact Character H and say you are furious that Chance is making everybody in the lab attend the highfalutin dinner party at that old dusty manor in town. What exactly are you supposed to talk about with the uber-rich?

Contact Info: _____

Contact Character L and say you are so sorry that the collaboration program between the crime lab and the paranormal department at the University was canceled. It's because Character S got the job as the director. He nixed everything.

Contact Info: _____

ROUND ONE CLUES: cut out, slip into envelopes and label with the appropriate round and character. Hand the clue envelopes to the guests to start round one.

**EACH PLAYER HAS A
ROUND ONE CLUE CARDS**

**CHARACTER NAMES ARE
REMOVED TO MINIMIZE
SPOILERS, BUT DO NOT
READ IF YOU WANT THE
STORY LINES TO REMAIN A
SURPRISE→**

CHARACTER G- ROUND ONE

CLUES TO REVEAL DURING THIS ROUND

- You despise Character Y. You attended a forensic convention in NYC and tried to talk to him/her after a seminar, but s/he asked if you wanted his/her autograph! You said no and s/he walked away. You can't believe s/he moved here and is director of the crime lab. What would a big city scientist want with the small town of Golden Grove? What was her/his motivation? Ask his staff.
- Ask Character O if he likes working in Golden Grove. His staff seems to despise him already.
- Ask Character B if she's still upset the collaborative program was canceled between the University & the crime lab. You were excited to see if the program was going to work. Maybe you can speak to the chief & get it reinstated without the crime lab? You'd love paranormal help in the field!

PERSONAL INFORMATION TO CONCEAL

- ☠ You have no idea why you were invited to this dinner party. You didn't realize anyone still lived in the Cadbury mansion. This family doesn't get out much...or maybe it is because you don't get out much! It's probably you – you're no socialite!
- ☠ You don't have anything to say to the Cadburys or their staff, so stick with your own kind for now.

ROUND TWO CLUES: cut out and slip these clues into labeled (i.e. round two, character name) envelopes and hand to your guests to officially begin this round.

Character 0 – ROUND TWO

PRE-MURDER CLUES:

- There may be paranormal entities here. You're working out some physics formulas right now in your head. You can perform calculations to figure out where the ghosts are, and how many there are, but it is very complicated. It involves unsolved mysteries in the field of physics.
- Some people have left the party and then returned. Where did they go? On a tour of the mansion?
- You would still rather listen in on everyone's conversations. You don't have much to say to these people, as you are so far superior in intelligence.

POST MURDER CLUES:

- You know the kitchen is not in the NE corner. Try asking other guests for more clues about the mansion and to narrow down where the victim was murdered.
- You were in the ballroom when the murder occurred.
- You noticed a pair of scissors on a table in the foyer. This might be a good murder weapon. Why don't you ask the other guests about their theories on potential murder weapons?

PERSONAL INFORMATION:

- If you were to murder anyone, you would definitely calculate via a physics formula the precise angle and speed at which to throw a pre-weighed to the nearest kg object to hit them in the precise part of the head or chest that you know would kill them.

**EACH PLAYER HAS A
ROUND ONE CLUE CARDS**

**← CHARACTER NAMES ARE
REMOVED TO MINIMIZE
SPOILERS, BUT DO NOT
READ IF YOU WANT THE
STORY LINES TO REMAIN A
SURPRISE**


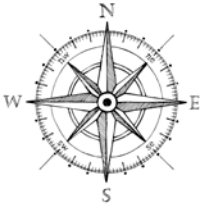
MURDER MYSTERY INVESTIGATION SHEET

DETECTIVE NAME

SUSPECT	MOTIVE	LOCATION DURING THE MURDER	EVIDENCE

Each player will have a mystery investigation sheet in the purchased game

TWO POSSIBLE ARRANGEMENTS OF THE MANSION FIRST FLOOR:



FINAL GUESS: - INCLUDE WHODUNIT, MOTIVE, WEAPON, LOCATION:

ROUND TWO - REQUIRED ACTIVITY. FINGERPRINT CHALLENGE:
CHALLENGE IS INCLUDED IN THE PURCHASED VERSION

SAMPLE

ROUND THREE SOLUTION: cut out and slip these clues into labeled (i.e. round three, character name) envelopes and hand to your guests to begin the final solution round.

**EACH PLAYER HAS A
ROUND THREE SOLUTION
CARD**

**CHARACTER NAMES ARE
REMOVED TO MINIMIZE
SPOILERS, BUT DO NOT
READ IF YOU WANT THE
STORY LINES TO REMAIN A
SURPRISE→**

**Character D – ROUND THREE
READ WHEN YOU ARE TOLD IT IS YOUR
TURN**

Read the following to the group:

The final solution will be here. It is removed to prevent spoilers, but it will be a brief description of their involvement, if any, with the murder.

**THE FOLLOWING CHARACTERS ARE NEXT IN THIS
ORDER. IF ANY OF THESE CHARACTERS ARE NOT
GUESTS AT THE PARTY, SKIP THEM AND GO TO THE
NEXT.**

**Character K, Character O, Character W, Character P,
Character U, Character Q**

NAMETAGS: the player nametags are below. We suggest that you either print and place into plastic name badges (optional), laminate and punch a hole and use a lanyard to wear around the neck (optional) – or the most economical and trouble-free way is to adhere fabric-safe adhesive (i.e. double-sided scotch tape) to the back once they are printed.

**Ms. Victoria
Anne Cadbury**

**HEIRESS OF THE CADBURY
ESTATE**


**Mr. Helmsley
Grantington**

**BUTLER OF THE CADBURY
MANSION**

**Each player will
have a name tag
in the purchased
game**

BONUS ACTIVITIES!

FOR 100 MORE PARTY GAMES AND MORE PARTY ADVICE, RECIPES, THEMES, ETIQUETTE AND MORE, PURCHASE THE OFFICIAL PARTY HOST HANDBOOK BY DR. BONNIE.



NOW AVAILABLE AT MY MYSTERY PARTY'S PROP EMPORIUM, BARNES & NOBLE AND AMAZON.COM AS WELL AS OTHER ONLINE BOOK RETAILERS.

HORRIFIC RAP CONTEST: *Courtesy of: The Official Party Host Handbook.*

EYEBALL BOUNTY HUNTERS: *Courtesy of: The Official Party Host Handbook.*

'FEEL' GAME – CAN YOU STAND IT? *Courtesy of: The Official Party Host Handbook.*

OPTIONAL MONEY CHALLENGE DURING THE MYSTERY GAME

SO YOU THINK YOU CAN DANCE CONTEST

RETURN THE WITCH'S WART:

BONUS GAME ACTIVITY INSTRUCTIONS ARE INCLUDED IN THE PURCHASED GAME.

MENU SUGGESTIONS

MYSTERY STUFFED MUSHROOMS

THE MANSION SALAD

GET A CLUE STUFFED CHICKEN

SHERLOCK & WATSON CASSEROLE

THE AGATHA CHRISTIE

THE DELICIOUS CRIME SCENE CAKE

THE HAUNTED MANOR

THE BUTLER DID IT

THE MASTER CHAMBER

MENU RECIPES ARE INCLUDED IN THE PURCHASED GAME

CLUES NEEDED TO GUESS WHODUNIT - DO NOT READ IF YOU DON'T WANT TO KNOW THE OUTCOME.

This key is provided in case you have 'end of the night' questions about why someone isn't or is guilty.

DO NOT READ IF YOU WANT TO KEEP THE MYSTERY A SURPRISE!



DO NOT READ IF YOU WANT TO KEEP THE MYSTERY A SURPRISE!

Only the required characters are discussed below. The optional players have multiple pieces of evidence that rule them out as suspects.

In no way are the guests supposed to figure ALL of this out. Some of this is back story that they wouldn't be able to figure out, but explains what happened *behind the scenes* and connects the dots.

SUSPECT BREAK DOWN:

ANSWER KEY IS INCLUDED IN THE PURCHASED GAME.

This page does not need to be printed with the kit – it is additional information.

FOR MORE INFORMATION ABOUT YOUR GAME:

- Head over to the Your Mystery Party guest invite site at <http://yourmysteryparty.com/cadburymansion>
**If you are playing with an expansion pack, you will go to the page that includes your expansion pack players (/Cadbury).*
- Pinterest page: <https://www.pinterest.com/mymysteryparty/murder-at-the-old-cadbury-mansion-murder-mystery-p/>
- Social media posts: #CadburyMansion, #MyMysteryParty, #murdermysteryparty– no spoilers, please!
This includes no mention of who the victim &/or murderer are. You don't want to spoil the fun for other guests!
- YouTube Game Trailer is located on the game page and Your Mystery Party page.

THIS GAME WAS CREATED BY: DR. BON BLOSSMAN - AUTHOR OF THE AWARD-WINNING FIONA FROST YOUNG ADULT MYSTERY SERIES

LOVE THE GAME? TRY OUT THE YOUNG ADULT MURDER FIONA FROST MYSTERY SERIES BY THE AUTHOR – DR. BON BLOSSMAN! ALL BOOKS AVAILABLE AT ONLINE RETAILERS, HOWEVER, IF YOU PURCHASE FROM OUR WEBSITE, USE COUPON CODE **FF15BB** FOR A 15% DISCOUNT ON COPIES!

SPECIAL: A LIMITED TIME QUADRILLOGY SET OF VOLUME'S 1-4 WILL BE OFFERED THIS SEASON – GREAT GIFT FOR THE TEEN / YOUNG ADULT ON YOUR LIST!



<http://mymysteryparty.com/fiona>

We hope you have a fabulous time at your party. If you have a fun time, please share your success story and pics on our [Facebook Page](#) (My Mystery Party) and we will be glad to show you our appreciation with a loyalty coupon code for your next party!

